

SN48

Saniflo MARINE RANGE



Pumped Electric, Macerator Toilet

The **SN48**, Sturdy, reliable and comfortable, the Sanimarin **SN48** plays its part as a real traditional toilet and provides an ideal compromise between comfort and practicality compact in depth for those confined bathroom spaces. Quiet and effective. Discharge is through conventional 1" - 1½" hose. Exceptionally easy to install with fresh water for flushing supplied by connection into the boat's water pressure system. Will discharge to a higher head than most other toilets.


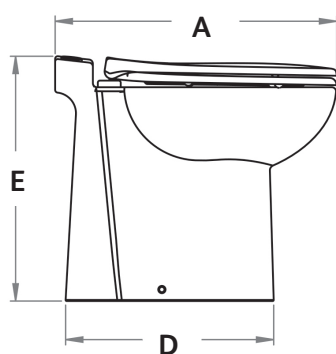
- **Dual Flush Operation**
 - 1.2 Litre (Econo-flush)
 - 2.2 Litres (Normal flush)
- **Minimal Routine Maintenance**
- **Easy to Clean**
- **Very Quiet**
- **2 Year Guarantee**

Part No:	12VDC	24VDC
Toilet	02335	02336

Dimensions

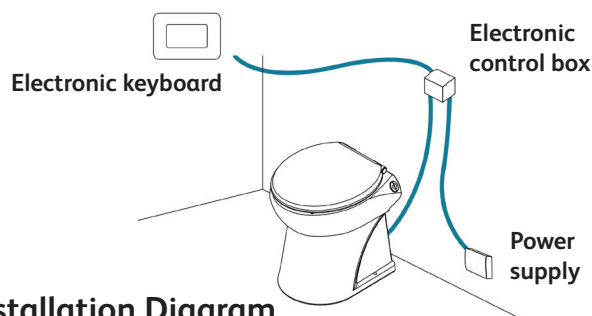
A	B	C	D	E
545	370	265	400	470

Dimensions in mm



Technical Specifications

Water Consumption	1.2 to 2.4L
Water Pressure	20 - 45 PSI
Water Connection	¾" BSP
Waste Outlet	1" or 1½" (25 or 38mm)
Electric Consumption:	12 Volt 20 Amps
	24 Volt 10 Amps
Start-up-surge:	12 Volt 133 Amps
	24 Volt 69 Amps
	12 Volt Motor 260 Watts
	24 Volt Motor 260 Watts
Weight	26Kg



Installation Diagram